



HANFORD

CALIFORNIA

**Parks and Community Services Department
Presentation to the Revenue Measure Committee**

April 3, 2024

A blue water fountain stands in a grassy field. It has two drinking cups. The cup on the right is filled with a dark, murky liquid, while the cup on the left is empty. The fountain is made of blue metal and has a small spout at the top. The background is a green lawn with some dry patches.

**Would you
want to
drink from
this?**

HANFORD PARKS AND RECREATION DEPARTMENT MISSION STATEMENT

To enhance the quality of life for the community by providing clean, safe, and enjoyable experiences.



REIMAGINING HIDDEN VALLEY PARK

Community Outreach Events

Tell us what kind of park you think we should design!

27
MAY

Hidden Valley Park
9 - 11 a.m.

1
JUNE

Civic Auditorium
6 - 8 p.m.

3
JUNE

Hidden Valley Park
3 - 5 p.m.



Be part of the conversation! Share your ideas for the existing park and the 18-acre vacant lot. Can't make it? Scan the QR code above to take a survey.



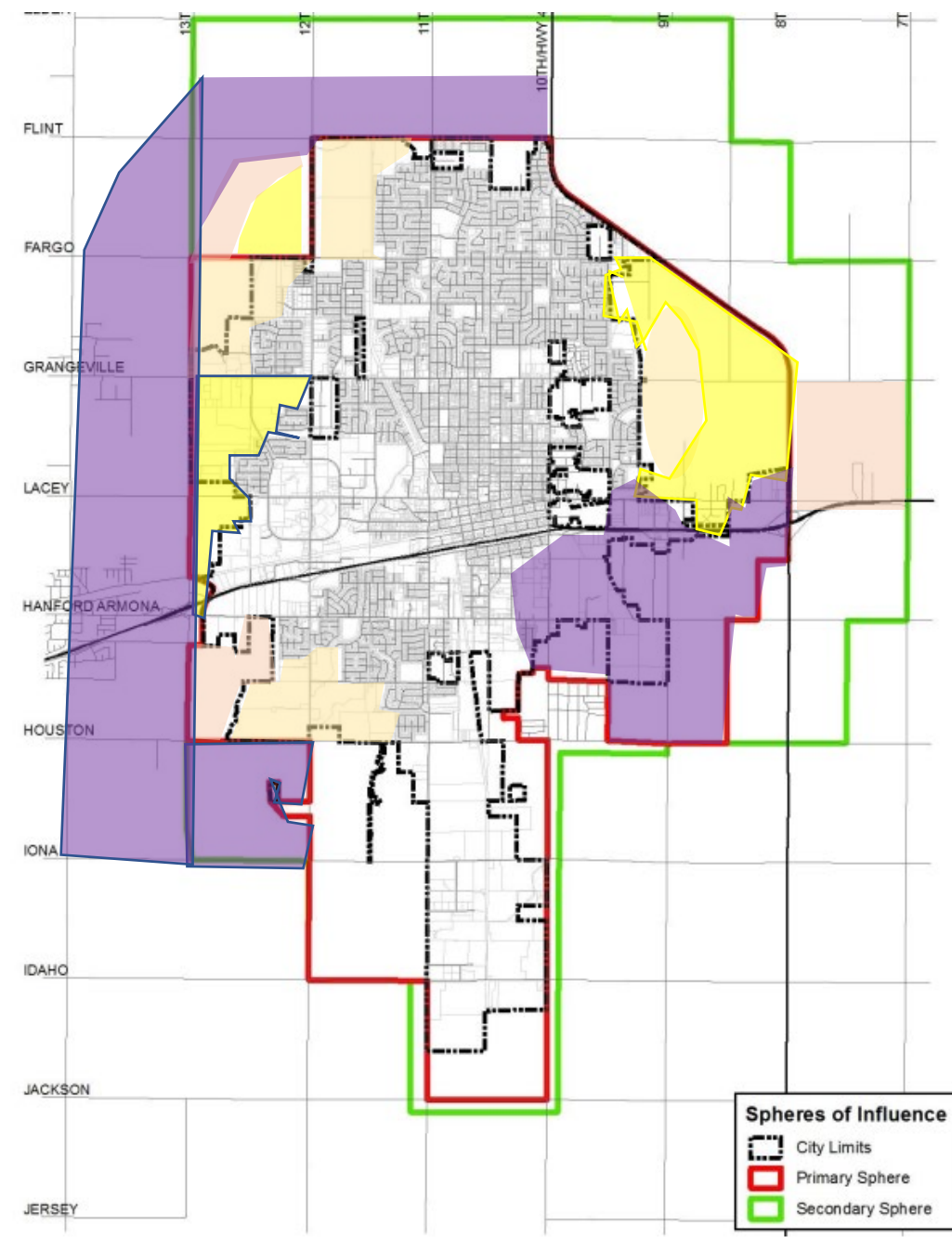
Meet



Meeting on 12/14/20
Designing their dream park



City of Hanford's Projected Residential Growth



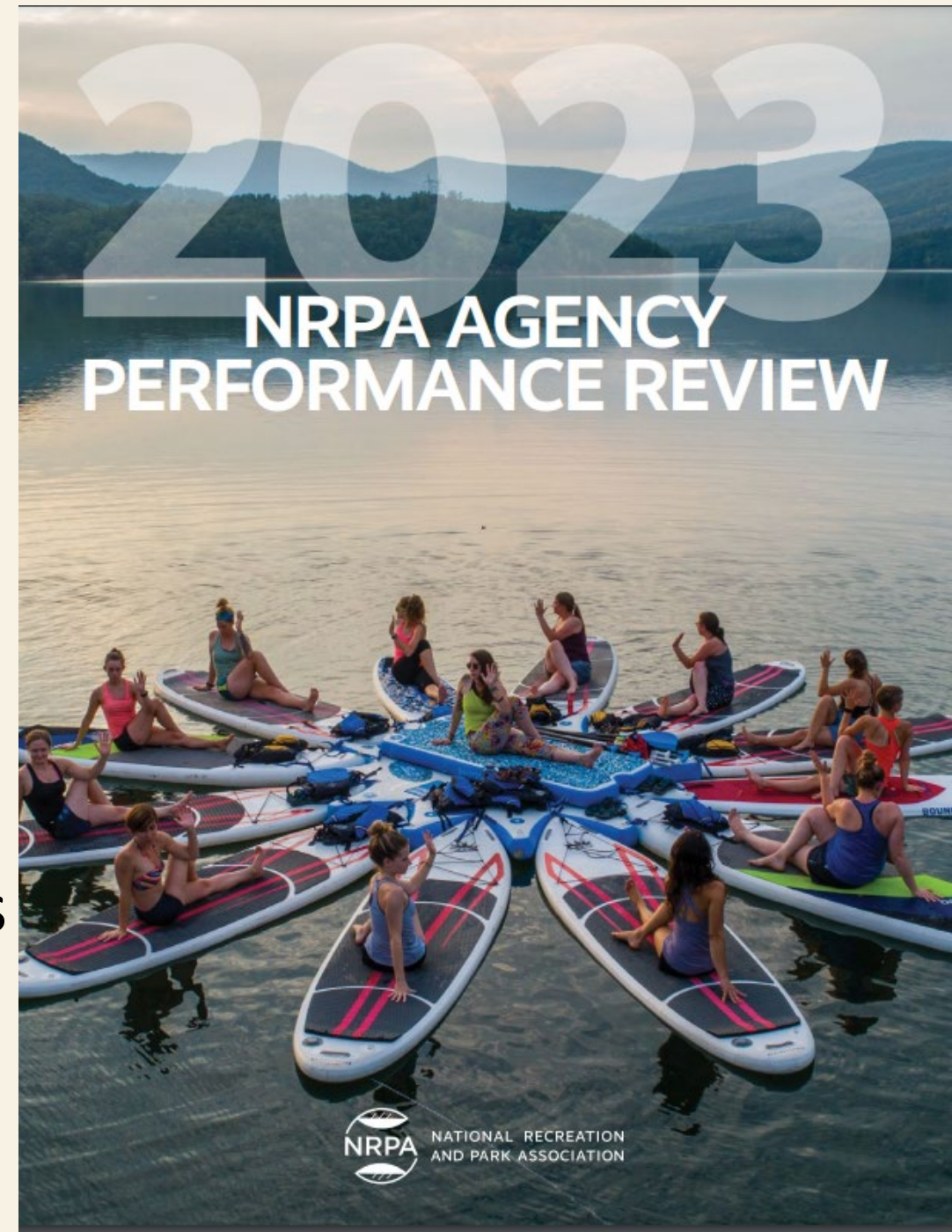
2021 Population: 59,349

Year	Total Population
2025	62,316
2029	70,106
2034	78,869
2038	90,000+

National Recreation and Parks Association (NRPA) 2023 Agency Performance Review

Provides the most comprehensive park and recreation-related data, benchmarks and insights as measured by like-sized communities

Data that enables informed decisions on the optimal set of service and facility offerings



Acres of parkland
per 1,000 residents:

10.8

Park
Hanford

3.4

Deprived



Full-time equivalent employees
(FTEs) per 10,000 residents:

8.9

Hanford

5.7

Under
Staffed



Operating expenditures
per capita:

\$94.77

Underfunded

Hanford

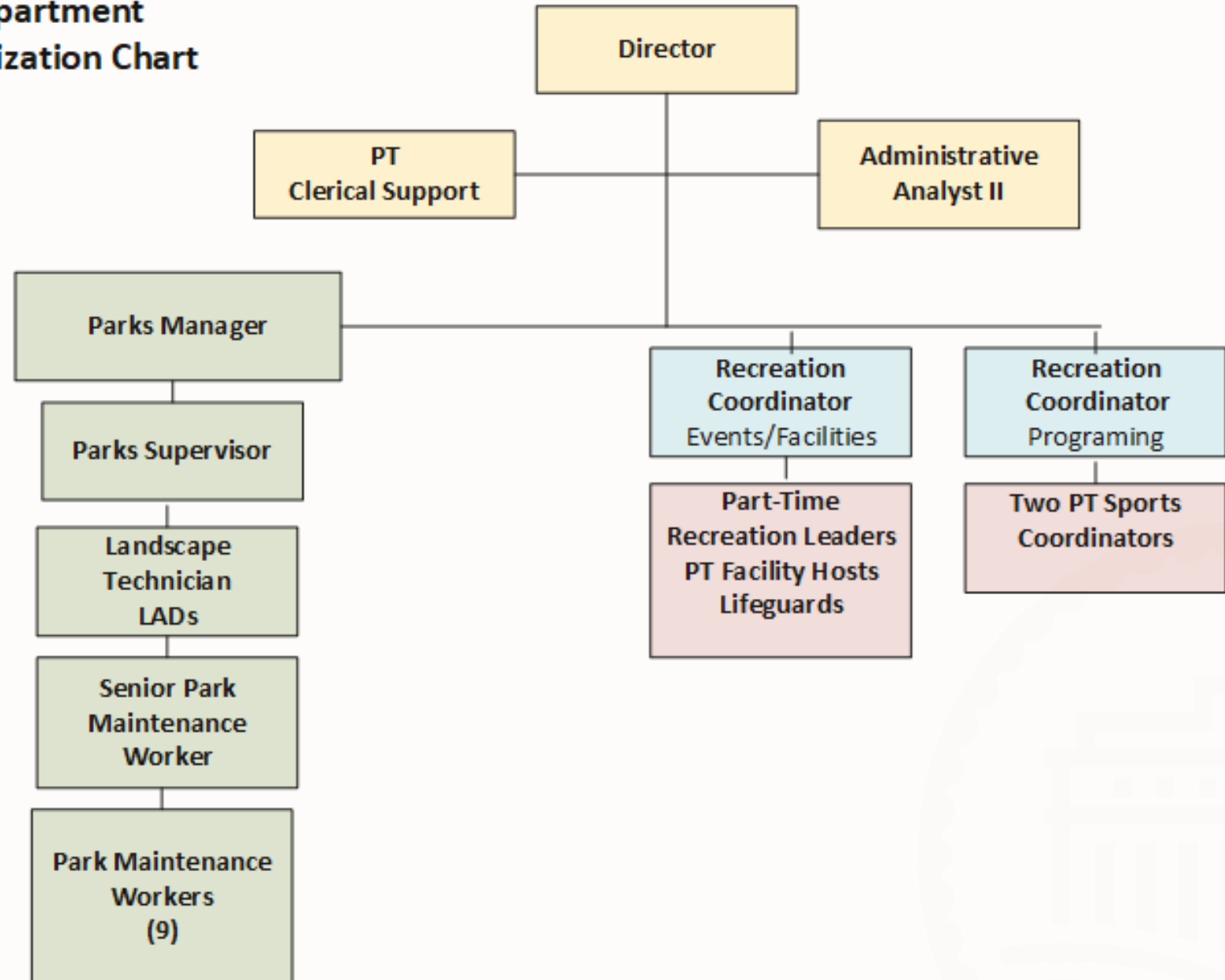
\$39.29

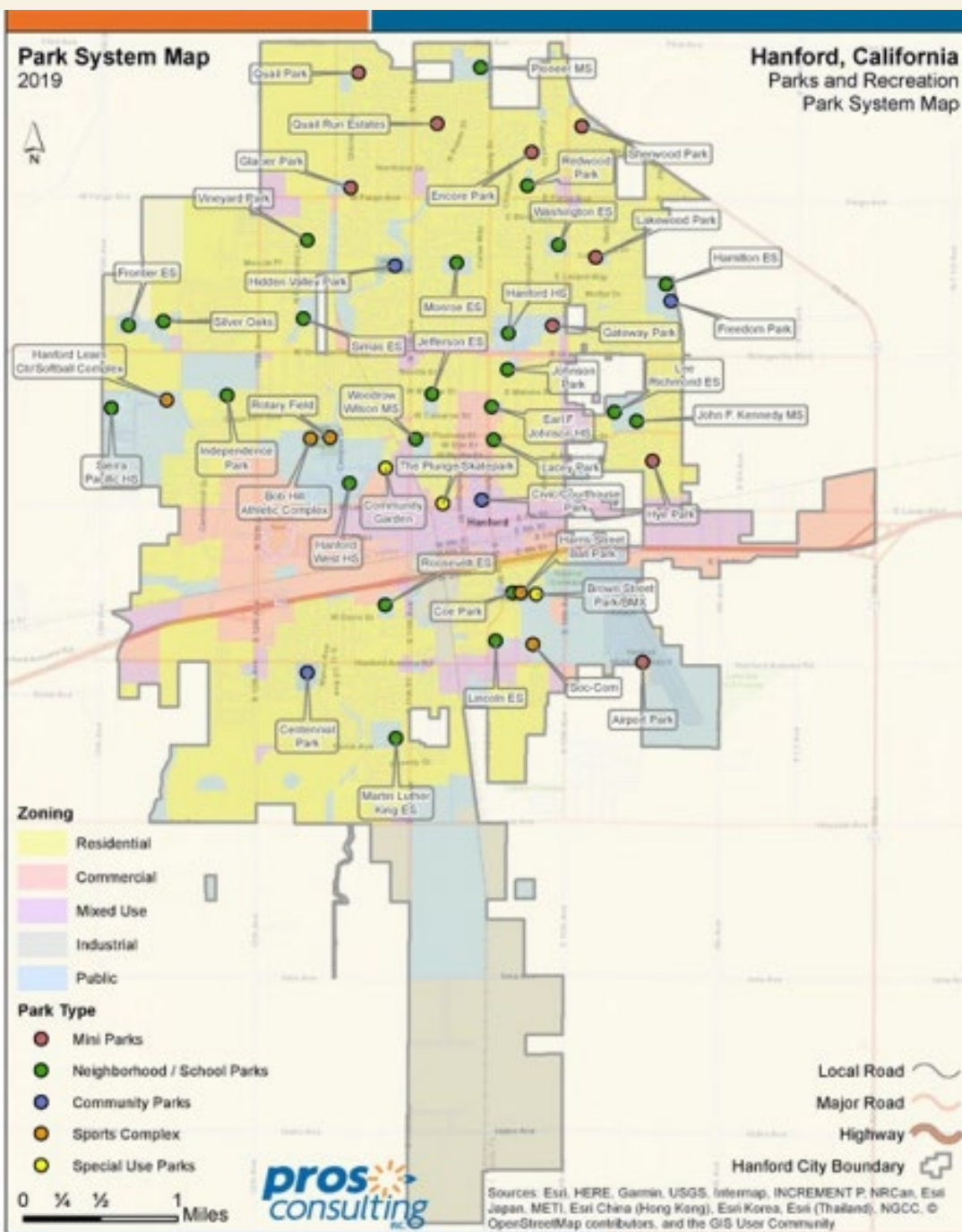
Revenue to operating
expenditures:

24.6%

Under
17%
revenue

Parks and Community Services Department Organization Chart





Hanford's Park System

Category	#	Acres
Community	4	56
Neighborhood	7	23
Mini	9	15.6
Sports Parks	3	95.2
Misc.		27
TOTAL	23	216.8

Park Use Data

Park	Visits	Unique Visitors	Dwell Time in Minutes
Civic Park	357,600	165,900	84
Freedom Park	147,600	46,000	64
Hidden Valley Park	132,300	52,000	64
Centennial Park	88,000	32,500	84
Lacey Park	48,000	13,300	73
EFJ	17,300	4,500	47
Coe Park	14,500	5,500	77
Parks Total	805,300	319,700	70.1 Ave.
SB Complex	454,700	86,800	107
YAC	150,500	23,900	74
Soc Com	144,900	29,400	79
Sports Complexes Total	750,100	140,100	86.7 Ave.
Longfield Center	38,400	7,100	93
Plunge/Skate Park	7,300	1,000	67
Other Total	45,700	8,100	80.0 Ave.
TOTAL	1,601,100	467,900	70 Ave.

*Data provided by Placer.ai
location analytics from mobile
devices.*

Parks Division

Example: Trash Cans

Time per can: 6 minutes

Number of cans in parks: 155
(15.5 hours)

Frequency: Daily to weekly (52 -
365)

Formula – Time: unit X # units X #
services per year = Annual hours
per year

Task	Hours: Year
Mow	4536
Edge	1596
Blow	1630
Irrigation ck/repair	5191
Playgrounds	1550
Tree	440
Litter	3680
Trash Cans	2165
Misc Services	4720
Base Level: Year	25508

Parks Division

- 9 Parks Maintenance Workers
- 1 Senior Maintenance Worker
- 5 Part-time Laborers (@ 20hr)
- Max hours – 25,600
- Adjust hours – 19,200 (breaks, leaves, mobilization, etc.)
- Base Duties – 25,508
- Shortage – 6,300 hours
- Non-base duties 15-30% above base duties
 - Street trees on major thoroughfares*
 - Storm response
 - Special projects
 - Vandalism
 - Unexpected breaks /damage
 - All duties and tasks not enumerated as base duties
- Non-base shortage 7,700 hours

Parks Division

Comparison FY 2018 & FY2024

2018

- 123 acres under management
- 15 bodies (12 FT, 3 PT)
- **9.4 acres per FT staff**
- Base budget – \$1.125 million
 - Noncapital

2024

- 218 acres under management
- 15 bodies (10-FT, 5 PT)
- **17.7 Acres per FT staff**
- Base budget – \$1.958 million
 - Noncapital





City of Hanford
Parks and Recreation
Master Plan
2020



The purpose of the City of Hanford Parks and Recreation Master Plan is to provide a roadmap for future development of recreational facilities and opportunities for the City over the next 10 years, consistent with the General Plan 2035 requirements.

- Roadmap for the future
- Extensive community engagement
- Community needs assessment
- 10-Year capital improvement plan
- Strategic implementation

10-Year Capital Improvement Plan

Tier	Estimated Total Cost
Sustainable Projects	Maintaining what we have
Expanded Service Projects	Improving what we have
Visionary Projects	Developing new opportunities



Sustainable Projects

Maintaining what we have



Sustainable Projects

Maintaining what we have

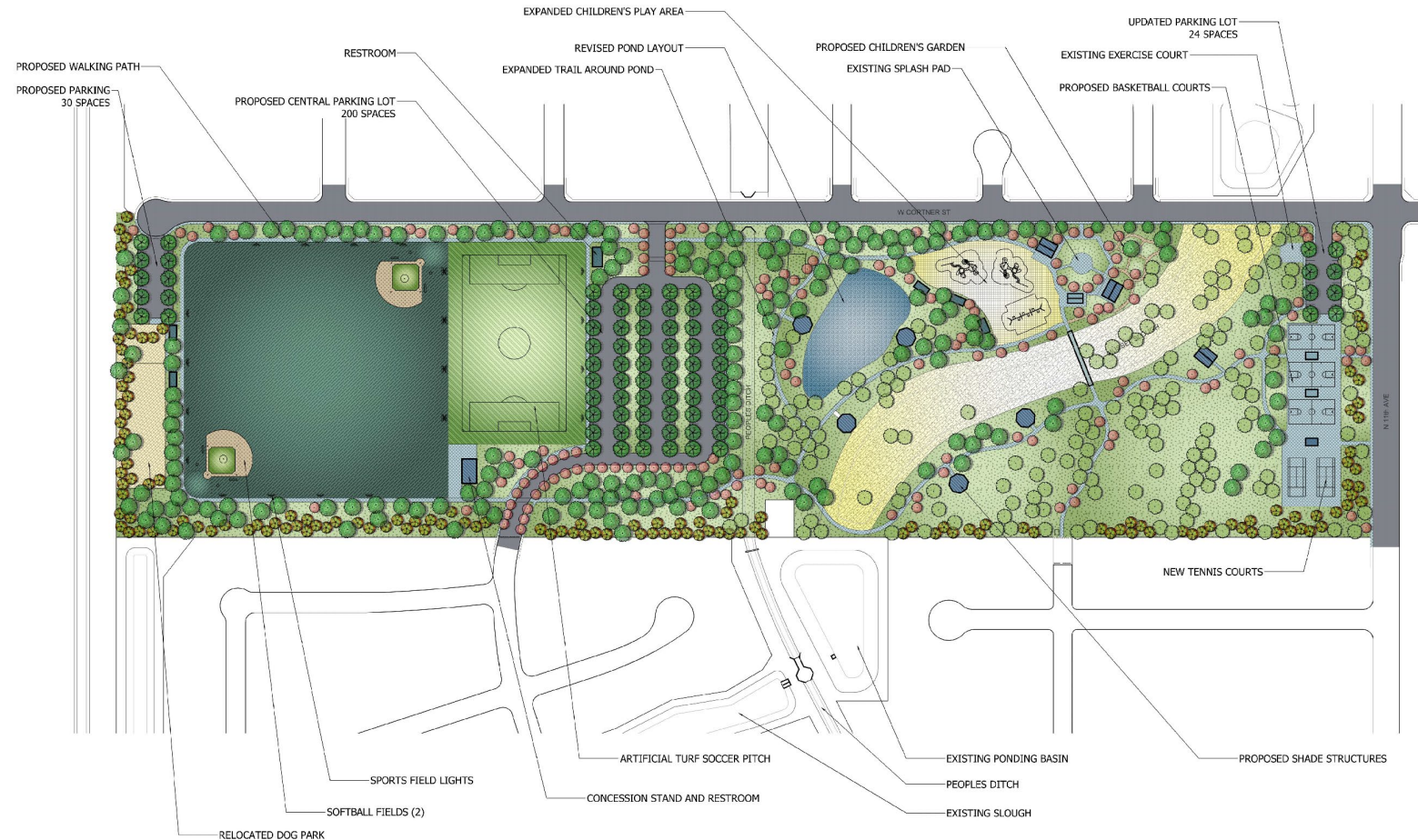


Expanded Services Projects

New playground at EFJ Park



Hidden Valley Park Expansion



HIDDEN VALLEY PARK MASTER PLAN
CITY OF HANFORD, CA

0 80 160 240 feet
1" = 80'



Project: 21007_UT
Date: 12/04/2023
Scale: 1" = 60'

www.urban-tree.org

S-5

Fitness Court @ Hidden Valley Park



Grand Opening of the Hanford Boys & Girls Club

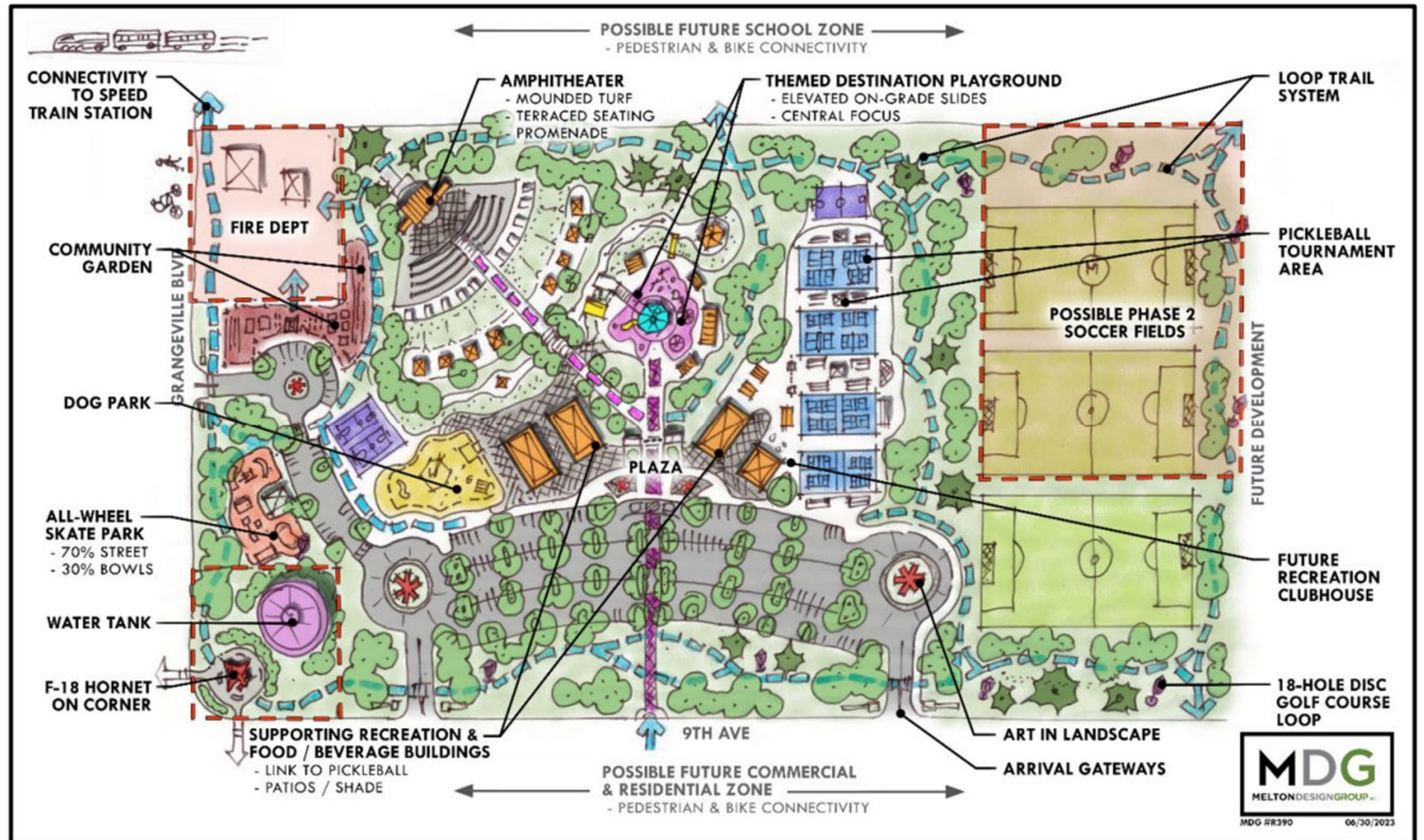


VISIONARY RECOMMENDATIONS – DEVELOPING NEW OPPORTUNITIES

People's Trail Project



Heroes Park



New Aquatics Complex



New Indoor Multi-Generational Center



10-Year Capital Improvement Plan

Tier	Estimated Total Cost
Sustainable Projects	\$1,800,000
Expanded Service Projects	\$2,620,000
Visionary Projects	\$58,200,000
TOTAL	\$62,620,000

Grants Awarded

Last three Fiscal Years

Status	Grant Name	Source	Award	Match	Project
Awarded	Statewide Park Dev. and Comm. Rivitalization	OGALS	\$8,500,000	0	Heroes Park (Phase I)
Awarded	Per Capita Grant	OGALS	\$177,952	0	Park Cameras
Awarded	Sustainable Communities & Strategic Partnersh	DOT	\$224,423	12%	Active Transportation Plan
Awarded	Land and Water Conservation Fund	OGALS	\$1,903,395	50%	Heroes Park (Phase II)
Awarded	Prop 64 Public Health and Saftey Grant	BSCC	\$2,458,732	0%	Boys & Girls Club at Coe Park
Awarded	USDA Forest Service Urban Forstry	USDA	\$1,000,000	?	Urban Forstry Plan
Awarded	SJVAPCD Alternatives to Fireworks Grant	SJVAPCAD	\$40,000	0%	Winter Wonderland
		AWARDED	\$14,304,502		
Not Awarded	CLEAN California Grant	Caltrans	\$3,655,348	0%	Civic Park Renovation

Partnerships

Partner	Program/Facility
Adventist Health	Walk with a Doc
HJUHS District	Innovation Lab
HES District	Innovation Lab
Boys & Girls Club	Innovation Lab
Hanford Chamber	Winter Wonderland
Veteran's Organizations	Veteran's Center
Senior Inc.	Veteran's Center
Local Businesses	Special Events/Sponsorships
Trust For Public Land	Financial Feasibility Study



Park Picnic Arbors

Hidden Valley Park



Oak Shelter



Cortner Shelter



Freedom Park




Shelter A



Shelter B



Shelter C



Centennial Park



Shelters A & B



Shelters C & D



















**YOU
ARE
HERE**



Questions

